


HYPER TROPICAL CASSETTE



FRT Series

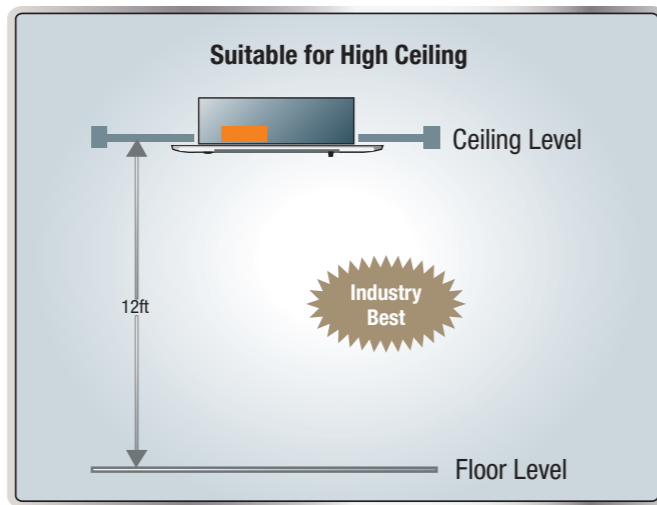
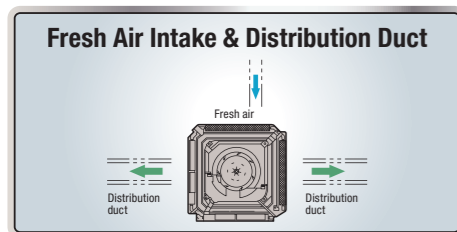
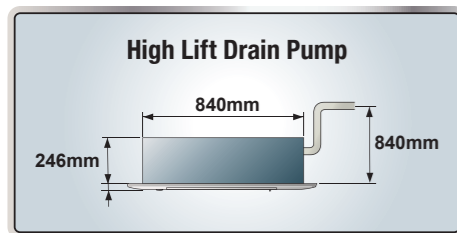
Star Rating:



Model Number: AUGA25FRTA-B



Wireless Remote



TECHNICAL SPECIFICATIONS

PARAMETERS	IDU Model Number	AUGA25FRTA-B
	ODU Model Number	AOGA25FBTBHB
BEE Star Rating	-	2
Tonnage	TR	1.9
Power Supply	Ph-Hz-V	1φ-50-230
Running Current	A	8.5
Standard Cooling at 100% Capacity	W	6,680
Power Consumption at 100% Capacity	W	1,850
Rated ISEER	kWh/kWh	3.61
Electricity Consumption per Annum	kWh	1432
Moisture Removal	l/h	2.3
Indoor Fan Speed Control Levels	-	4
Indoor Airflow Volume-High	m ³ /h	1150
Indoor Unit Dimensions HxWxD	mm	246x840x840
Indoor Unit Net Weight	kg	24.0
Grille Dimensions HxWxD	mm	53x950x950
Outdoor Unit Dimensions HxWxD	mm	830x900x330
Outdoor Unit Net Weight	kg	63.0
Indoor Noise Level-Quiet	dB(A)	29
Connection Pipe (Gas / Liquid)	mm	15.88 / 6.35
Pipe Length Min-Max (Precharged)	m	5-25 (7.5)
Max Height Difference	m	15
Ambient Operating Temperature Range	°C	21°C ~ 52°C
Operating Voltage Range	V	198V ~ 264V
Refrigerant Type	Non-CFC	R410A
Compressor Type	-	Hyper Tropical Rotary
Evaporator & Condenser Coil Material	-	Copper

*Specifications, design and features are subject to change without prior notice for further development. The above models conform to energy labelling as per BEE regulation. Specifications are based on the following conditions; Cooling: Indoor temperature of 27°CDB / 19°CWB, and outdoor temperature of 35°CDB / 24°CWB. Pipe length : 5.0 m Voltage : 230 [V]. Piping can be extended to above length for full efficiency with additional charge of gas as per installation manual. The noise level is the value when measured in an anechoic room.

INSTALLATION CHECK POINTS

Unit Capacity	1.9-Ton	
Model No.	AUGA25FRTA-B	
Check for Main Power Supply	Main Power Supply at	OUTDOOR UNIT
	Main Power Source P & N	230 Volts / 50Hz / 1 Phase
	Proper Earthing	Mandatory
	Main Power N & E	± 3 Volts
ODU to IDU Wiring	Resistance (To be measured with ground test meter)	<25 Ohms
	Maximum Operating Current in A ¹	16.5
	Starting Current in A	55
	Connection Cord ODU to IDU in mm ²	1.5—2.5
	No. of Cores - ODU to IDU	4
	Power Cable in mm ²	2.5—3.5
	No of Cores - Power Supply	3
Piping Size & Thickness	Connection cable limited wiring length in m ²	26
	Circuit Breaker Current in A	30
	Type of Gas	R410A
	Copper Pipe Thickness in mm	1.0
Pipe Limitation & Additional Refrigerant Charge	Pipe size-Liquid in mm	Ø 6.35
	Pipe size-Suction in mm	Ø 15.88
	Minimum Pipe Length in m	5
	Maximum Pipe Length in m	25
	Maximum Height Difference in m	15
	Pre-Charged Refrigerant in g	1,800
Standard Refrigerant Pre-Charged in m	7.5	
Additional Charge in g/m	20	

NEVER USE THE OLD INSTALLATION PIPE FOR NEW SYSTEM.

Information is subject to change without prior notice.

*1: Maximum operating current is the total current of the indoor unit and the outdoor unit.

*2: Limit voltage drop to less than 2%. If voltage drop is 2% or more, increase cable conductor size.

FEATURES		FIXED SPEED CASSETTE - COOLING	
		AUGA25FRTA-B	
COMFORT	UP / DOWN LOUVERS		o
	360° TURBO FLOW		o
	WIDE ANGLE LOUVERS		o
	AUTOMATIC AIRFLOW ADJUSTMENT		o
	QUIET OPERATION		o
CONVENIENCE	DRY FUNCTION		o
	CONNECTABLE DISTRIBUTING DUCT		o
	CONNECTABLE FRESH AIR DUCT		o
	MILDEW RESISTANT FILTER		o
	COMPRESSOR INSULATION JACKET		o
	FAN SPEED CONTROL LEVELS		4
	WASHABLE PANEL		o
	SLEEP TIMER		o
	ECONOMY MODE		o
	FILTER SIGN		o
	WIRELESS REMOTE CONTROLLER		o
	AUTO RESTART		o
	LONG PIPE		o
	WEEKLY TIMER		o
	PERFORMANCE	CORROSION RESISTANT ODU	
POWDER COATED OUTDOOR UNIT			o
BLUE FIN CONDENSER			o
CONDENSER PROTECTION GRILL			o
INNER GROOVE COPPER TUBE			o
SELF DIAGNOSIS		o	

NOTES: _____

FEATURES	INVERTER WINDOW-COOLING	
	AXGB18CHAA-B	AXGB22CHAA-B
LEFT / RIGHT SWING LOUVERS	o	o
SUPER WAVE TECHNOLOGY	o	o
AUTOMATIC AIRFLOW ADJUSTMENT	o	o
FAN SPEED CONTROL LEVELS	3	3
WIRELESS REMOTE CONTROLLER	o	o
BACKLIT REMOTE	o	o
AUTO RESTART	o	o
WASHABLE PANEL	o	o
PROGRAM TIMER	o	o
SLEEP TIMER	o	o
ADVANCED FREQUENCY MODULATION	o	o
CONFORMAL COATED PCB	o	o
HIGH VOLTAGE PROTECTION	o	o
CORROSION RESISTANT BODY	o	o
BLUE FIN CONDENSER	o	o
BLUE FIN EVAPORATOR	o	o
REAR CABINET PROTECTION	o	o
INNER GROOVE COPPER TUBE	o	o
SELF DIAGNOSIS	o	o

NOTES: _____
